

D-Subminiature Connector .050" Flat Cable With Male & Female Type



DFC Series IDC (Plug)&(Socket)

FEATURES:

- . Contact positions: 09,15,25 and 37
- . Available in socket right angle styles
- . Provides ground continuity from cable-to-PC board
- . Available in 8.08mm of body length measured from front face of mounting flange to first row of contacts
- . Optional plating available
- . Various options of fasten types
- . Mates with industry compatible connectors

MATERIALS:

- . Contacts: Brass and Phosphor Bronze
- . Housing: PBT+30% Glass Fiber (UL 94V-0)
- . Shell: Cold Roller Steel

ELECTRICAL CHARACTERISTICS:

- . Current rating: 5 Amperes
- . Withstanding Voltage: AC 1250V r.m.s
- . Insulation Resistance: 5000 Megohms Minimum at DC 500V
- . Contact Resistance: 15 Milliohms Maximum
- . Operation Temperature: -55C° ~ +105C°
- . Applicable wire: # 28AWG 7 strands
.050"[1.27mm] pitch flat cable

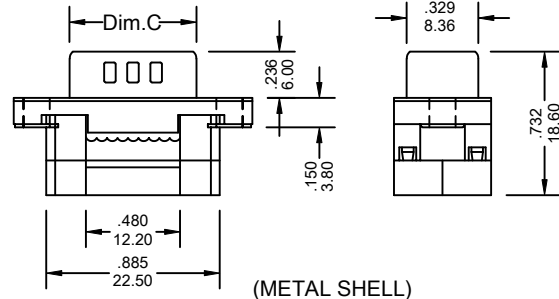
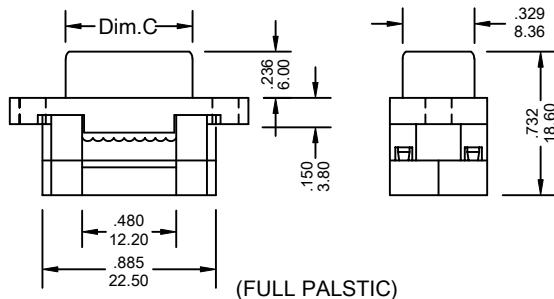
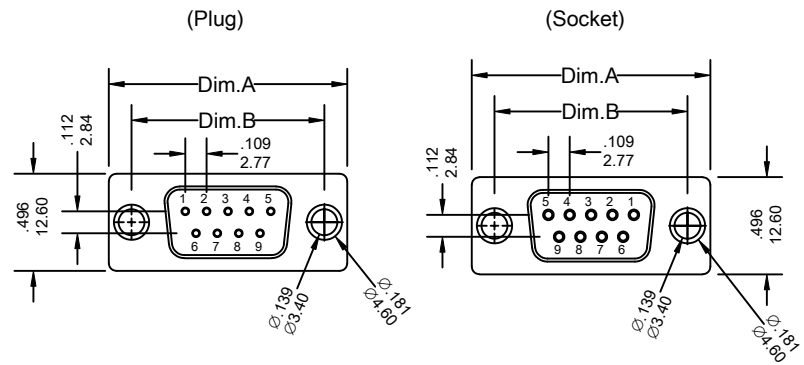
MECHANICAL CHARACTERISTICS:

- . Contact Resistance Force: 341 g. Maximum
- . Contact Separation Force: 20 g. Minimum

FINISHES:

- . Contact: Gold Flash ,10,15,30,50u"
- . Shell: Metal Shell, Full Plastic Shell

UNIT: INCH
MM



Ordering Information DFC Series

Series No.	No. of Contacts	Contact Type	Shell Finish	Mounting Hole	Contacts Plating	Insulation Color	Strain Relief	
DFC	- 25	M	- 1	0	0	0	0	- PB
DFC Series	09 15 25 37	M: Male (Plug) F: Female (Socket)	0: Metal Shell 1: Full Plastic Shell	0: Through Hole 1: With 4-40 Threaded Rivet 3: With 4-40 Threaded Rivet and Front Fixednut 4: With 4-40 Threaded Rivet and Jackscrew bulk package	0: Gold Flash 1: Selective Gold Flash 9: Selective 30u" Gold	0: Black 1: Blue 2: White 3: Grey	0: With S/R 1: Without S/R	RoHs

Dimensional Information (Socket)

Dim.	Circuits				
	9	15	25	37	
Dim.A±	.015 0.38	1.213 30.80	1.543 39.20	2.089 53.05	2.732 69.40
Dim.B±	.005 0.13	.984 25.00	1.311 33.30	1.852 47.05	2.500 63.50
Dim.C±	.005 0.13	.642 16.30	.969 24.60	1.510 38.35	2.158 54.80

Dimensional Information (Plug)

Dim.	Circuits				
	9	15	25	37	
Dim.A±	.015 0.38	1.213 30.80	1.543 39.20	2.089 53.05	2.732 69.40
Dim.B±	.005 0.13	.984 25.00	1.311 33.30	1.852 47.05	2.500 63.50
Dim.C±	.005 0.13	.665 16.90	.994 25.25	1.534 38.95	2.181 55.40